



# SSR Truck Measuring Guidelines

## Vehicle Graphic Solutions

### Vehicle Body Info:

Make \_\_\_\_\_ Model \_\_\_\_\_ Year \_\_\_\_\_

Truck Bed Length \_\_\_\_\_

1. Indicate if it is a Full Wrap  or Partial Wrap .

2. For Partial Wrap, indicate on the drawings where the NEW graphics are to be placed.

3. Do you want the available rear window covered? If yes, use:

- Yes       View Thru (a see through window covering)
- No         Decal (covers window completely)

4. Is the roof to be wrapped?

- Yes
- No

5. Are there any existing graphics that need to be removed?

- Yes
- No

If yes, indicate on the drawings where the graphics are located or send photo.

6. Are there any existing graphics that will remain on the vehicle?

- Yes
- No

If yes, indicate on the drawings where the graphics are located.



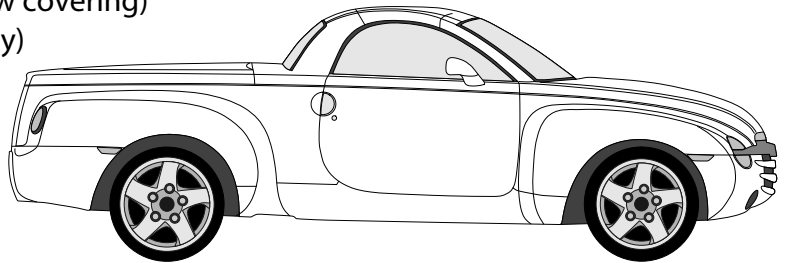
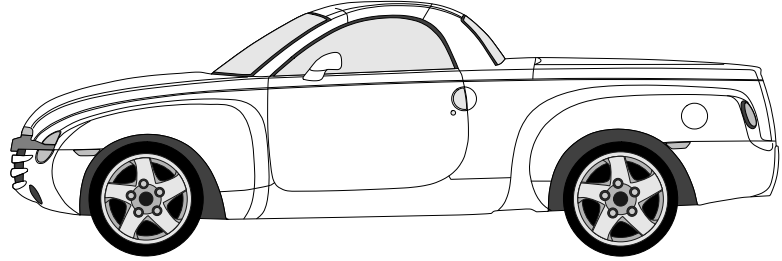
Your Company \_\_\_\_\_

Contact \_\_\_\_\_

Address/City/State/Zip \_\_\_\_\_

Phone \_\_\_\_\_ Fax \_\_\_\_\_

Email \_\_\_\_\_



Additional Notes: \_\_\_\_\_

\_\_\_\_\_

\_\_\_\_\_

\_\_\_\_\_

Questions?: e-mail us at sales@truckskin.com.

Or call us at (877) 866-7546.

Fax completed form to (888) 616-7546 or mail with art.

TruckSkin, LLC, 2807 Cass Road, Suite B1

Traverse City, MI 49684

www.truckskin.com