



# Van Measuring Guidelines

Vehicle Graphic Solutions

Your Company \_\_\_\_\_

Contact \_\_\_\_\_

Address/City/State/Zip \_\_\_\_\_

Phone \_\_\_\_\_ Fax \_\_\_\_\_

Email \_\_\_\_\_

## Vehicle Body Info:

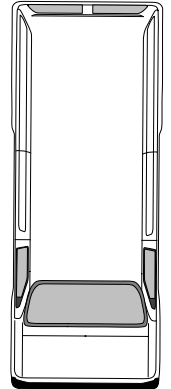
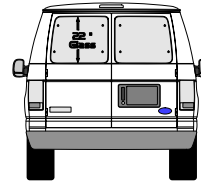

Make \_\_\_\_\_ Model \_\_\_\_\_ Year \_\_\_\_\_

1. Indicate if it is a Full Wrap  or Partial Wrap .
2. For Partial Wrap, indicate on the drawings where the NEW graphics are to be placed.
3. Do you want the available rear windows covered? If yes, use:
  - Yes  View Thru (a see through window covering)
  - No  Decal (covers window completely)
4. Is the roof to be wrapped?
  - Yes
  - No
5. Are there any existing graphics that need to be removed?
  - Yes
  - No
 If yes, indicate on the drawings where the graphics are located or send photo.
6. Are there any existing graphics that will remain on the vehicle?
  - Yes
  - No
 If yes, indicate on the drawings where the graphics are located.


### EXTENDED LENGTH



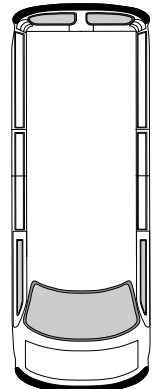
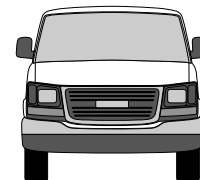
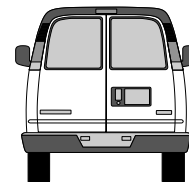
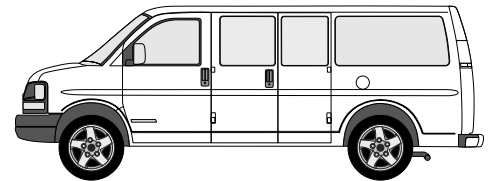
Slider Door



### REGULAR LENGTH



Swing Doors



Additional Notes: \_\_\_\_\_  
\_\_\_\_\_  
\_\_\_\_\_

Questions?: e-mail us at sales@truckskin.com.  
Or call us at (877) 866-7546.  
Fax completed form to (888) 616-7546 or mail with art.

TruckSkin, LLC, 2807 Cass Road, Suite B1  
Traverse City, MI 49684  
www.truckskin.com